


# Lighting Guide For *Home Interiors* by Infinity and Beyond



## Why *Lighting Matters*

Lighting is the unsung hero of interior design. It sets the tone, enhances functionality, and adds visual appeal to any space.

Lighting is important as it provides:

- 01 **Ambiance**
- 02 **Functionality**
- 03 **Visual Appeal**


## Types of *Lighting*

There are various types of lighting that you can try out in your home interiors.




### #1 Ambient Lighting

To create a cosy and inviting ambience, consider ambient lighting. This type of lighting provides a soft, overall glow that fills a room, evoking a sense of warmth and setting the mood.



### #2 Task Lighting

To enhance the usability of spaces like kitchen counters and desks, incorporate task lighting. This strategic lighting helps to illuminate these areas, thereby optimising their efficiency.



### #3 Accent Lighting

When you want to accentuate a feature or element, go for accent lighting. This helps in highlighting specific features or objects, like a fireplace or a piece of art.

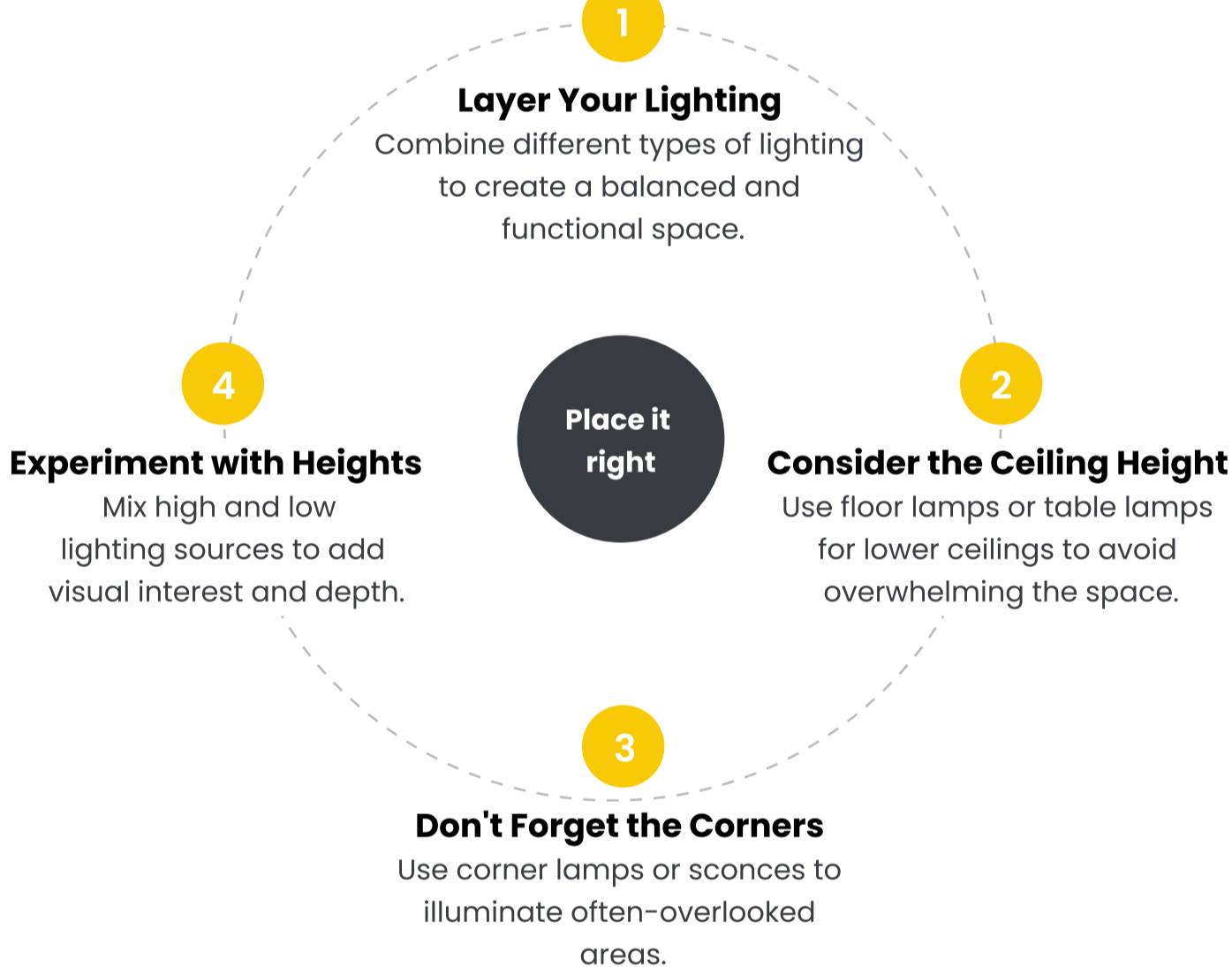


### Pro Tip:

Combining different lighting styles and types can significantly enhance the overall ambience of a home, fostering a more welcoming and uplifting atmosphere.

## Choosing the *Right Fixtures*

Choosing the right lighting fixtures is a must! It's the finishing touch that can make or break the overall aesthetic of your space. Just as a well-fitted vest can elevate your style, the right lighting can elevate your room's ambience, functionality, and visual appeal.



### Pro Tip:

Pay attention to the colour temperature of your lighting fixtures, as warm white light (2700K-3000K) can create a cosy atmosphere, while cool white light (3500K-4100K) can enhance productivity.

## Tips From The *Experts*




### Play with Light

Experiment with different lighting combinations to find the perfect balance for your space.

### Think Functionality

Choose lighting that serves a purpose, like task lighting for a home office.



### Add Visual Interest

Use accent lighting to draw attention to statement pieces or architectural details.

## Infinity and Beyond: *Lighting Your Way!*

We hope this guide has provided you with a comprehensive overview of effective lighting strategies to enhance your living space. By following these simple yet impactful tips, you can create a warm, inviting, and highly functional environment.

If you require further assistance in achieving your lighting goals, we are here to help. Contact Infinity and Beyond to learn more about our interior design services and how we can collaborate with you to bring your vision to life.